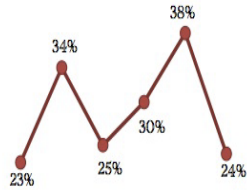




**HAMLIN
UNIVERSITY**

The Monthly Stat

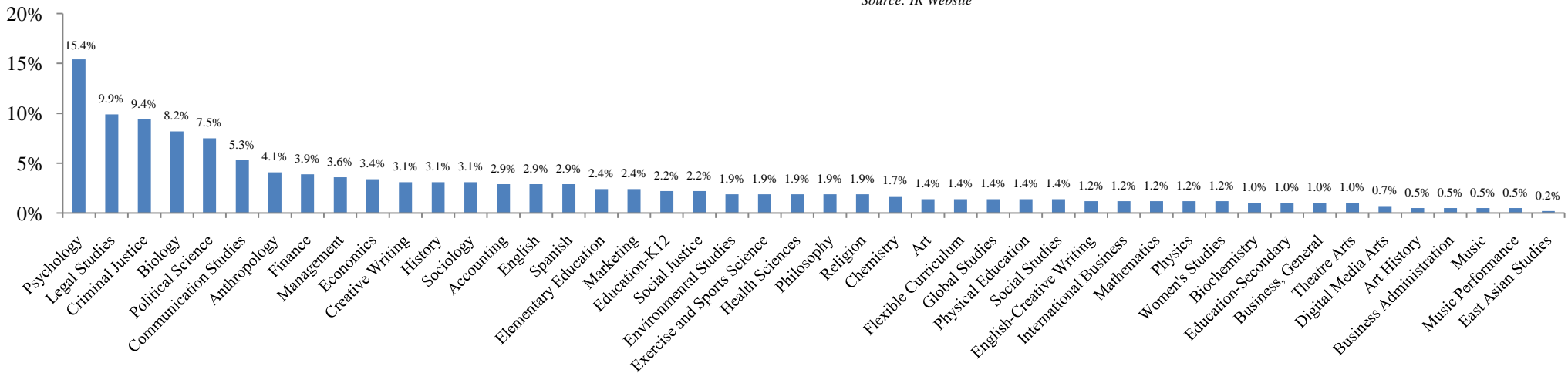


January 2015 - Brought to you by the Office of Institutional Research - Contact: inst-research@hamline.edu

Majors of Baccalaureate Graduates

July 1, 2013-June 30, 2014

Source: IR Website



Hamline graduates report being (87%) Very Satisfied/Satisfied with their jobs. Source-Class of 2013 Employment and Education Survey

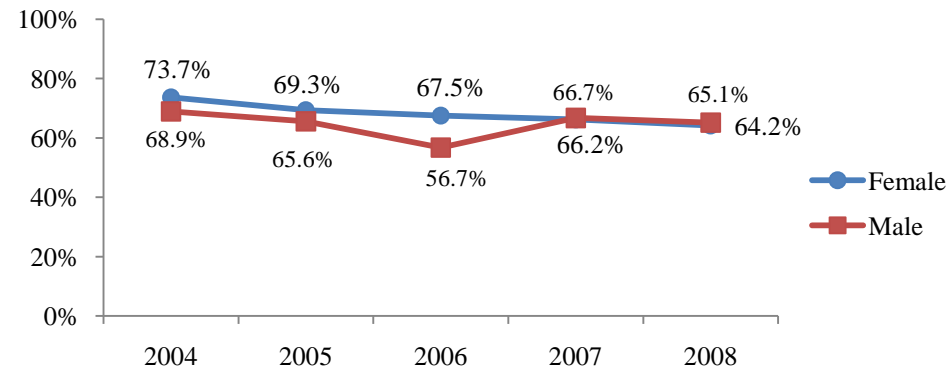
18.3% of graduates are pursuing additional education full-time, while 75% are not pursuing additional education.

The summer after graduation, Hamline 2013 66.3 % of graduates report being employed full-time, including paid internships. 16.8% of graduates report being employed part-time, also including paid internships.

The majority of 2013 graduates surveyed reported working for a private sector business/organization (58.5%).

Source-Class of 2013 Employment and Education Survey

Disaggregated 6-Year Graduation Rates Full-Time, First-Year Cohorts Entering Fall Term



Source: IR Website

Where's Bishop Leo?

