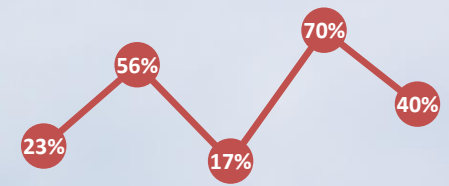




The Monthly Stat

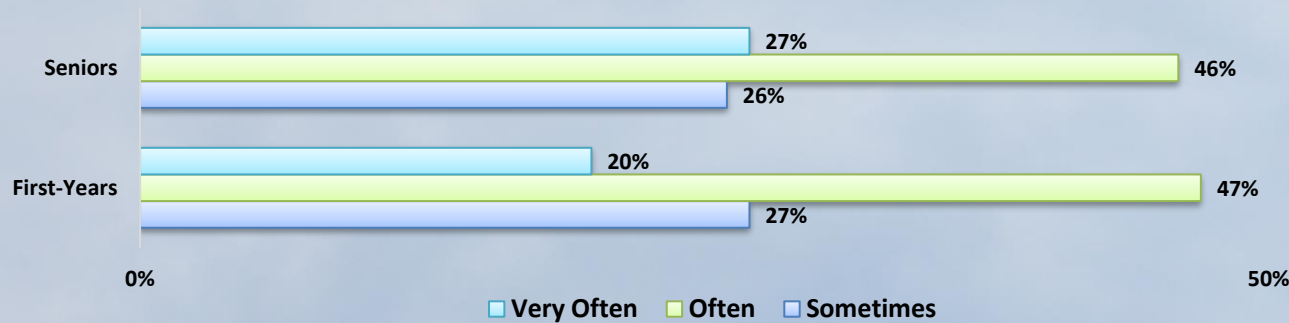
Brought to you by the Office of Institutional Effectiveness
 Contact: inst-effectiveness@hamline.edu



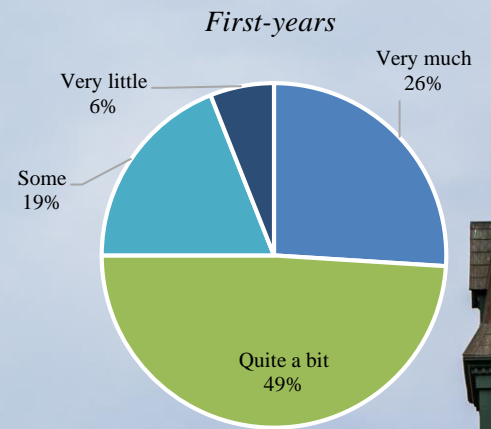
NOVEMBER 2017

This month features preliminary results from the Spring 2017 National Survey of Student Engagement!

During the current school year, how often have you examined the strengths and weaknesses of your own views on a topic or issue?

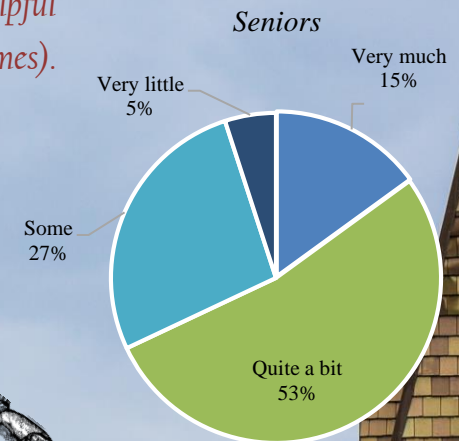
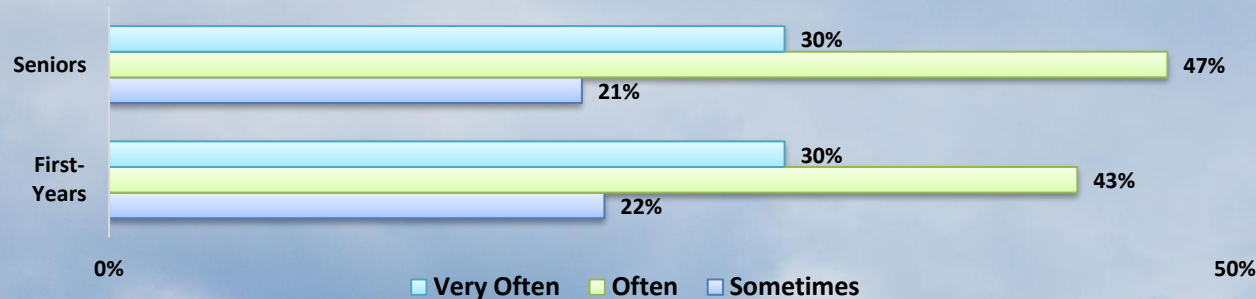


How much does Hamline emphasize attending events that address important social, economic, or political issues?



Pipers know when to ask for and give help on coursework. 90% of first-years reported that they asked another student to help them understand course material (% Very often, Often, Sometimes). Senior students also demonstrated helpful behaviors to each other by explaining course material to one or more students (97% Very often, Often, Sometimes).

During the current school year, how often have you tried to better understand someone else's views by imagining how an issue looks from their perspective?



Where's Bishop Leo?

