

Housing Application Instructions – Spring 2026

Important Dates

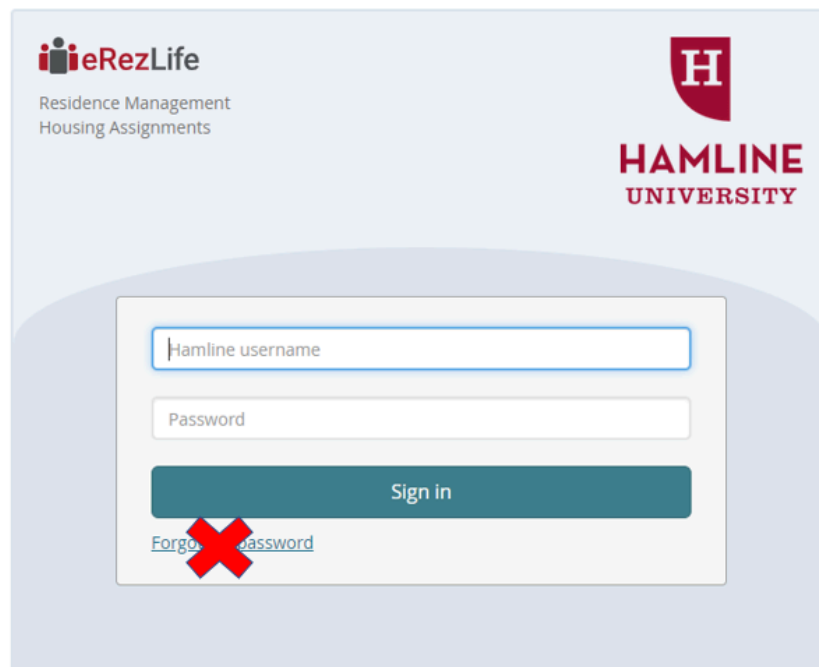
- **October 27, 2025:** Housing Application Opens
- **January 2, 2026:** Deadline to create your Roommate Group - *if you don't create a Roommate Group, you will be matched with a roommate or roommates based on your profile preferences*

General Information

- After you have submitted your enrollment deposit, you will receive two emails from csd@hamline.edu with the following subject lines: Hamline Username and Hamline Initial Password.
- You will be prompted to change your password and respond to security questions. After this, you will be able to log into your eRezLife account at hamline.erezlife.com to complete your housing application.
- Make sure you keep your username and new password in a secure location that is easily accessible to you.
- Your username and password will also be used to log-in to most campus resources, such as on-campus computers, email, WIFI, and online learning tools.
- Hamline student email addresses are created after a student has registered for classes during SOAR (Summer Orientation and Registration).

When you first visit hamline.erezlife.com, you will see this interface. Follow instructions and log-in with your Hamline username and newly created password. If you forgot your password, please reach out to Admission at admission@hamline.edu (651-523-2207). (Do **NOT** click the "Forgot my Password" link).

New Students: If you are having problems logging in, please contact the Office of Undergraduate Admission at admission@hamline.edu or by calling 651-523-2207 and they will be happy to assist you! If you forgot your password, please do NOT click on the "Forgot My Password" button - simply reach out to Admissions.



The screenshot displays the eRezLife login page. At the top left is the eRezLife logo with the text 'Residence Management Housing Assignments'. At the top right is the Hamline University logo. The central login form contains a text box for 'Hamline username', a text box for 'Password', a blue 'Sign in' button, and a blue link for 'Forgot my Password'. A large red 'X' is superimposed over the 'Forgot my Password' link.

After you log-in, you will see this dashboard. The tables (on the left-hand side of the screen) you will be using are: My Profile and Housing Overview.

Applications & forms

Home

General

My profile

Housing

Housing overview

My meal plans

Resources

RECOMMENDED ACTIONS

finish your applicant profile

apply for housing

Upcoming

No upcoming events in the next 3 days.

If you have not completed your housing profile, you will be prompted to complete this section before proceeding to the housing application form. When completing your profile, you will need to have emergency contact information, your insurance company and policy numbers, doctor information, allergies and current medications, and any healthcare concerns.

Applications & forms

Home

General

My profile

Housing

Resources

Profile

PERSON

Fisher-Damsgard, Evan

Student ID

Emailefisherdamsgard01@hamline.edu

Move-In Date

Move-In Time

Honors CommunityI am not accepted into the Early University Honors Program.

Emergency Contact First Name

more

Emergency Contact First Name *

Emergency Contact Last Name *

Emergency Contact Relationship *

Emergency Contact Home Phone *

Emergency Contact Cell Phone *

Emergency Contact Address *

You are now ready to apply for housing. Click on “Housing Overview” on the left-hand side of the screen. You will see the application form titled “Spring 2025 (New Student Application)” and a green “Apply Now” button – click the “Apply Now” button.

Home Calendar Help

General

My profile

Financial statement

Housing

Housing overview

My meal plans

My roommate profile

Contacts

Resources

Housing overview

Applications

Spring 2026
(Returning Students)

DEADLINE
Feb 28, 2026

Apply now

Fall 2025
(Returning Students)

DEADLINE
Oct 31, 2025

Apply now

You will select your Residence Hall building preference. When you click on an option in the “Available Residences” section on the left, that option will auto-populate into the “Your preferred residences” section on the right. You can drag the residence options in “Your preferred residences” to change your order of preference.

Home Calendar Help

General

My profile

Housing

Housing overview

My meal plans

Spring 2026 ▲

My roommate profile

Contacts

Resources

Spring 2026 (Returning Students)

APPLICATION PROGRESS

- ✓ [Complete profile](#)
- [Choose residence building preference \(2/4\)](#)
- [Complete Application form](#)
- [Submit application](#)

Choose where you would most like to live from the list on the left. Rank your selections accordingly from most to least preferred.

On Campus > Apartments

On Campus > Drew Hall

On Campus > Houses

On Campus > Manor Hall

On Campus > Osborn Hall

On Campus > Schilling Hall

Choose your preferred options from the list to the left. Move options up the list to indicate a higher preference.

Save Save and continue

[Questions about your application?](#)

Once you have ranked your preferred residences, you can click “Continue to: Application form>>” on the bottom right of the screen. Note: at the bottom of every page, you will see options to “Save” or “Save and Continue.” If you have to stop, you can always return to the application, as it will be under “Recommended Actions” on your dashboard.

Spring 2026 (Returning Students)

APPLICATION PROGRESS

- ✓ [Complete profile](#)
- [Choose residence building preference \(2/4\)](#)
- [Complete Application form](#)
- [Submit application](#)

Choose where you would most like to live from the list on the left. Rank your selections accordingly from most to least preferred.

On Campus > Houses

On Campus > Manor Hall

On Campus > Osborn Hall

On Campus > Schilling Hall

On Campus > Sorin Hall

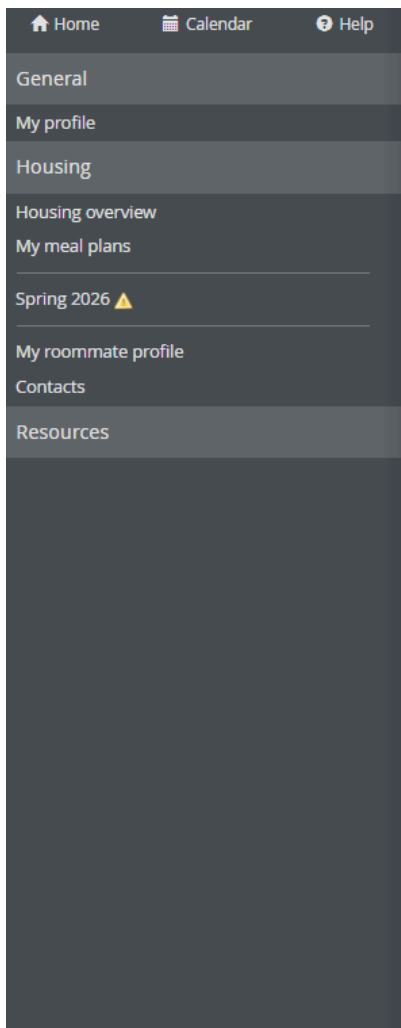
On Campus > Apartments

On Campus > Drew Hall

[Save](#) [Save and continue](#)

[Questions about your application?](#)

Next is the application form. You will want to complete all questions. Required questions on the application are marked with a red asterisk (*). After completing the application form, click “Continue to: Confirm Application.” On the “Confirm Application” page, carefully review your application details and check off the terms listed, indicating you understand and agree with the statements. Be sure to click “Submit application” at the very end/bottom.



Spring 2026 (Returning Students)

APPLICATION PROGRESS

- ✓ [Complete profile](#)
- ✓ [Choose residence building preference](#)
- ✓ [Complete Application form](#)
- [Submit application \(4/4\)](#)

Please review your application details before proceeding.

Your application overview:

- You are applying for Spring 2026 residence
- Your first choice for housing is On Campus > Apartments

To complete your application, read the enclosed contract below. Please check off the two items below indicating that you understand and agree with all statements.

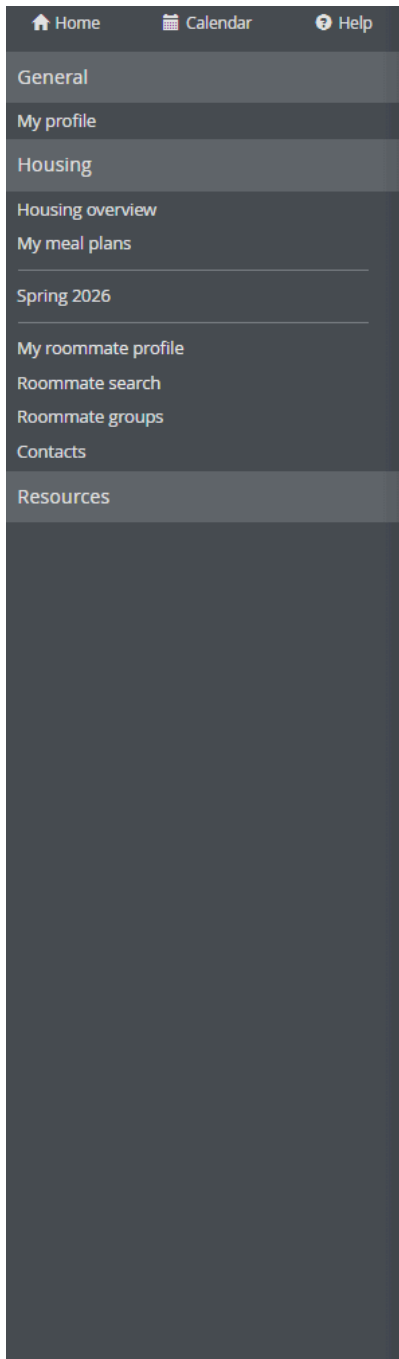
- ☐ I have opened, read, understood, and agree to the enclosed [terms & conditions file](#)
- ☐ I declare all information I have disclosed throughout this application process is correct

Please note that schools may use application submission dates to prioritize residence assignments. Any further changes to your application after this point will change the submission date of your application. Updates to your contact information, residence preference, or roommate selection will not change your initial submission date. Updates to your application form, however, will change your initial application submission date.

[Submit application](#)

[Questions about your application?](#)

Once your application has successfully been completed, you will see the confirmation message, along with your receipt number. A copy of the receipt will also be sent to your email address on file.



Spring 2026 (Returning Students)

✓ APPLICATION COMPLETED ^

- ✓ [Complete profile](#)
- ✓ [Choose residence building preference](#)
- ✓ [Complete Application form](#)
- ✓ [Submit application](#)

NEXT STEPS

- [Find roommates](#)

Thank you!

Your application has successfully been completed. Please keep your receipt id for your reference.

Receipt #38928

Submission Date*: Oct 1, 2025

* may change upon updating application details

Your application overview:

- You are applying for Spring 2026 residence
- Your first choice for housing is On Campus > Apartments

To complete your application, read the enclosed contract below. Please check off the two items below indicating that you understand and agree with all statements.

- ☒ I have opened, read, understood, and agree to the enclosed [terms & conditions file](#)
- ☒ I declare all information I have disclosed throughout this application process is correct

Please note that schools may use application submission dates to prioritize residence assignments. Any further changes to your application after this point will change the submission date of your application. Updates to your contact information, residence preference, or roommate selection will not change your initial submission date. Updates to your application form, however, will change your initial application submission date.

Things to do next

- [Find roommates](#)

[Questions about your application?](#)

You will also notice that your housing application “Status” is updated to “Complete” under the Housing Overview tab. You may click the “Withdraw Application?” link if you change your mind about living on-campus. Note: a student can only withdraw their application without acquiring a late fee prior to December 15, 2023.



Housing overview

Applications

Spring 2026

(Returning Students)

STATUS
Complete

DEADLINE
Feb 28, 2026

[View application](#)

Your application is complete.
[Withdraw application?](#)



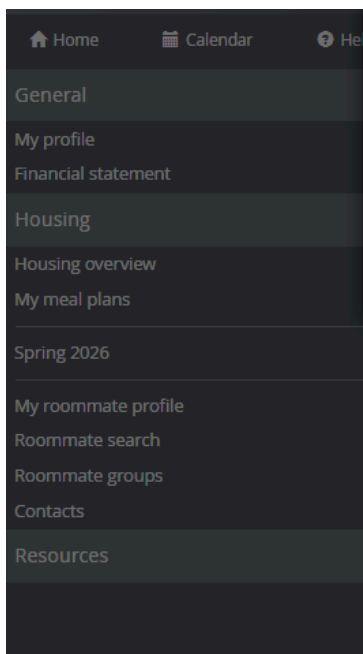
Fall 2025

(Returning Students)

DEADLINE
Oct 31, 2025

[Apply now](#)

[Questions about your application?](#)



Confirm application withdrawal

By withdrawing your application for **Spring 2026**, you are forfeiting any potential chance for a reserved bed in this occupancy period.

Do you wish to withdraw your application?

[Withdraw](#)

Complete Feb 28, 2026

Fall 2025

(Returning Students)

DEADLINE
Oct 31, 2025

[View application](#)

Your application is complete.
[Withdraw application?](#)

[Apply now](#)

[Questions about your application?](#)

Final Tips:

1. The “Bulletins & Resources” section on the left-hand side of the eRezLife website will show you building floor plans.
2. Make sure to complete the “My Roommate profile” before you begin to search for a roommate.
3. The “Roommate groups” option becomes available to you after you complete your housing application.
4. All roommate groups must be completed by January 2, 2026. If you do not complete a roommate group by this date, you will be matched to a roommate or roommate group based on your “My Roommate profile” answers.

Applications & forms

Home

General

My profile

Housing

Resources

Resources

Resources

Filter by title, updated by, note

all tags

Filter

Sort

title

date

BedLoft Ordering Information

Updated by Troy Schillinger on Jul 6, 2020

Students in the residence halls, with the exception of Sorin Hall and some rooms in Drew Hall, have the option of ordering a furniture set up through BedLoft.

BedLoft Updated - 2020-21 Email Content.pdf

BedLoft Updated 2020-21 Staff FAQ.pdf

Floor Plans - Apartments

Updated by Robyn Elliott on Jun 26, 2018

Apartments - First Floor - Main.png

Apartments - First Floor - West.png

Apartments - Second Floor - Main.png

Apartments - Second Floor - West.png

Apartments - Third Floor - Main.png

Apartments - Third Floor - West.png

Floor Plans - Drew Hall

Updated by Robyn Elliott on Jun 26, 2018

Drew Hall - First Floor - West.png

Drew Hall - Second Floor - East.png

Drew Hall - Second Floor - Main.png